

Description:

Rainwater filter for bigger roof areas. Filter for installation in a concrete ring (Ø 1200 mm). Normally standard concrete shafts are used. The filter can be delivered to the site yet pre-assembled in the shaft.

Two step cleaning system, therefore high level of filtering efficiency, independent of flow rate.

Due to the steep inclination of the filter cartridge the dirt is continuously cleaned away into the sewer. The connection to the sewer is installed at the shaft. The dirt falls down on the bottom of the shaft and is washed away with the next strong rainfall.

Relative connection capacity according to DIN 1986 for roof areas up to 1100 m². Because of a Bypass-Installation a bigger area can be connected.

Max. Flow Rate Sieve insert 4,5/sec
= 16,2 m³ cleaned water per hour.

Inlet rainwater 2 x DN 200
Outlet into storage DN 150
Outlet into sewer DN 200
Height difference between inlet and outlet 320 mm.

The filter has to be cleaned depending on the contamination 1 - 2 times during the year.



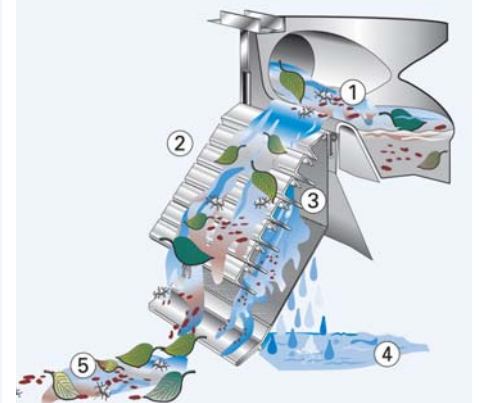
How it works:

1. As water arrives the level builds up and overtops the filter lip, so ensuring it is distributed evenly across the whole width of the filter cascade.
2. Pre cleaning through the cascades. Largest dirt particles are led across the primary filter cascades directly to the sewer.
3. Pre filtered water then flows over the secondary filter sieve (Mesh size 0,4 x 1 mm). Due to the special mesh structure of the sieve, any dirt falls directly down onto the bottom of the shaft.

In case of heavy rainfalls, the filter has more loss, as the water washes away the filtered dirt into the sewer.

4. The cleaned water is being absorbed in the lower tank and directed through a tube DN 150 into the storage.
5. Dirt goes to the sewer through the shaft.

The 3P Volume Filter VF3 has only one fin unit. On the opposite a baffle is mounted.



Technical Data:

Filter according to DIN 1989-2, Typ C

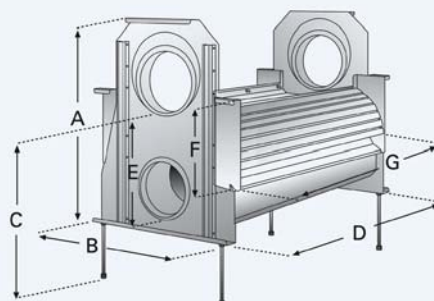
Connection inlet: 2 x DN 200
Outlet into storage: DN 150
Outlet into sewer: DN 200

Height difference between inlet and outlet 320 mm.

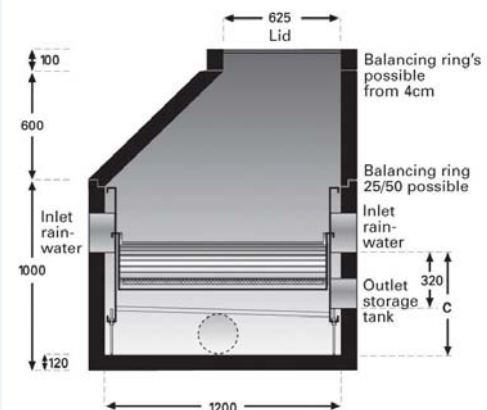
Material Filter corpus: stainless steel 4016
Material Filter sieve: stainless steel 1.4301
Mesh size: 0,4 x 1 mm

Legs = Thread rods M10 with screw nut made of stainless steel, Length 250 mm

Weight: 33,2 kg



A 670 mm
B 540 mm
C 580 mm
D 980 mm
E 320 mm
F 275 mm
G 880 mm



Example 1:

Installation of a filter in a pilot shaft.



Example 2:

Installation of the filter in front of several concrete tanks which are situated in a row.

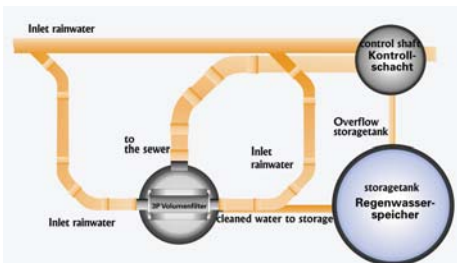


Text for invitation of tenders:

Pos.	Quantity	Article	Price in €
1.1	_____	<p>3P Volume Filter VF3 Filter for the installation in a concrete ring (Ø 1200 mm). Inlet rainwater 2 x DN 200. Outlet into storage DN 150. Height difference between inlet and outlet 320 mm. Filter inserts with integrated filter sieve 0,4 x 1 mm, Material stainless steel Connection capacity according to DIN 1986 for roof areas up to 1250 m².</p>	_____
1.2	_____	<p>Concrete shaft for 3P Volume Filter VF3 including installation of the Volume Filter VF3 Inner diameter 1200 mm, Height 75 cm, Conus Ø 100/60-60h with Goebel lid resilient up to 5t. Shaft has to be equipped with 3 KG-bushings and Forsheda Seals Inlet rainwater 2 x DN 200, Outlet into storage DN 150, Outlet into sewer DN 200. The bottom of the shaft should have a diagonal decline (5 cm) to the channel interface.</p>	_____

Optimal installation:

If the size of the roof or the diameters of the tubes should be vary from the specifications/requirements, you can make an installation according to the DIN as demonstrated below.



Advice:

On demand the filter can be equipped with only one inlet. Please indicate in order. The hole then will be closed with a blind.

Advice:

The 3P Volume Filter is equipped with only one fin unit. It can be converted into a VF4 afterwards.

Observations:

Packing unit:
 m³-box: 1 piece
 Pallet: 3 pieces
EAN: